

FSB-800

P/N 9822

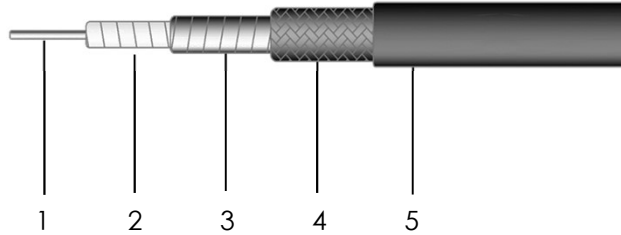


Ultra Low Loss Phase Stable Coax Cable

Ver C Release Date Jul, 2017

Features&Benefits

- 83%Vp PTFE Tape+SPC Foil
- Ultra Low Loss, Excellent Temp Phase Stable
- Equivalent to UFB311A
- Replace to CNX3450, HF290,IW2801, LA290,LLS290



Construction Specification

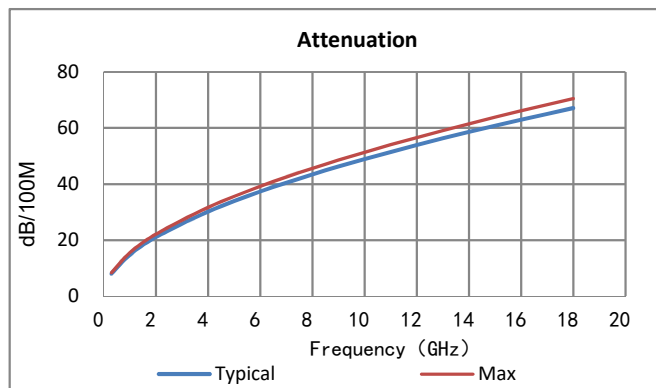
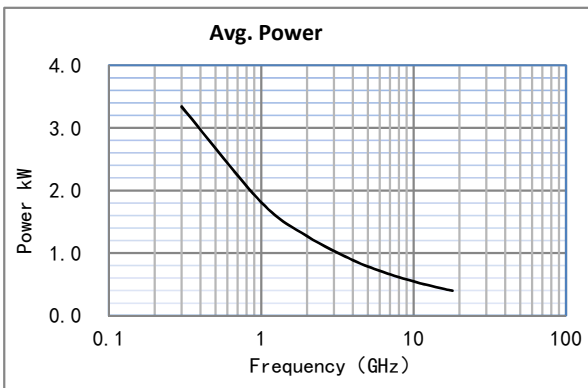
	Description	Size (mm)	Tol.	Materials
1	Center conductor	2.30	±0.03	Silver Plated Copper
2	Dielectric	6.25	±0.10	LD PTFE
3	Outer conductor	6.57	±0.10	Silver Plated Copper Foil
4	Outer shield	7.15	±0.12	Silver Plated Copper
5	Jacket	7.80	±0.15	Gray FEP

Mechanical&Environmental Specifications

Bend Radius:installation (mm)	35
Bend Radius:repeated (mm)	80
Weight (g/m)	130
Temp, Operating&Installation (°C)	-55 ~ 165
Temp, Storage (°C)	-65 ~ 165

Electrical Specifications

Operation Frequency (GHz)	18
Impedance (Ohms)	50
Velocity of Propagation	83%
Shielding Effectiveness (dB)	90
Voltage Withstand (V,DC)	3600



Attenuation (Typical@25°C&VSWR=1.0) &Power (VSWR=1.0;40°C;Sea Level)

Frequency MHz	300	1000	2000	4000	6000	8000	10000	12000	14000	16000	18000
dB/100 m	8.0	14.8	21.1	30.2	37.3	43.4	48.9	53.9	58.6	63.0	67.1
Avg.Power kW	3.341	1.812	1.269	0.886	0.716	0.615	0.547	0.496	0.456	0.425	0.398
	K1= 0.4563799					K2= 0.0003280					

$$\text{Calculate Attenuation} = K1 * \sqrt{\text{FMHz}} + K2 * \text{FMHz}$$

The rights of technical information provided on this sheet belongs to FocuSimple. Contents cannot be distributed to other third-party companies without permission.